

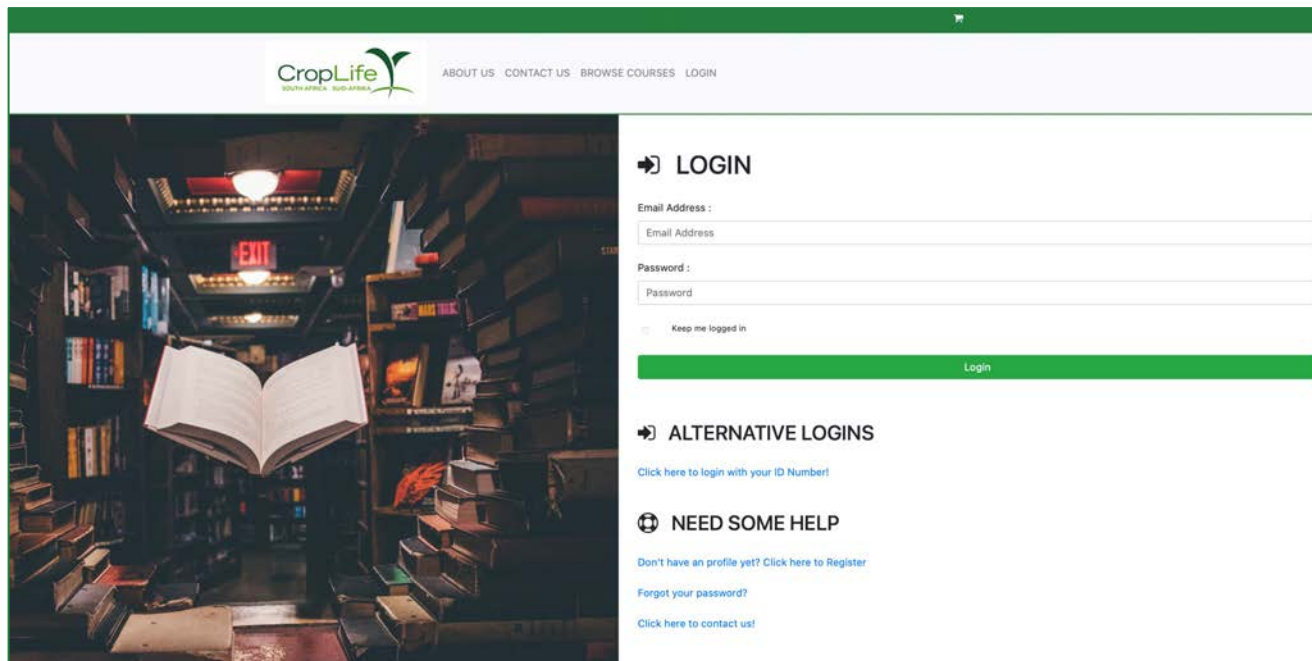


STUDENT MANUAL

# Login

<https://basiccropprotection.easy2learn.co.za/Login>

Login with your email address and your password will be **password**.  
Once logged in, you may set a new password.




The screenshot shows the login page for CropLife. The header includes the CropLife logo and navigation links: ABOUT US, CONTACT US, BROWSE COURSES, and LOGIN. The main content area is titled 'LOGIN' and features a form with the following elements:

- Email Address :** A text input field with the placeholder 'Email Address'.
- Password :** A text input field with the placeholder 'Password'.
- Keep me logged in
- Login** button (a green button with the text 'Login')

Below the login form, there are two sections:

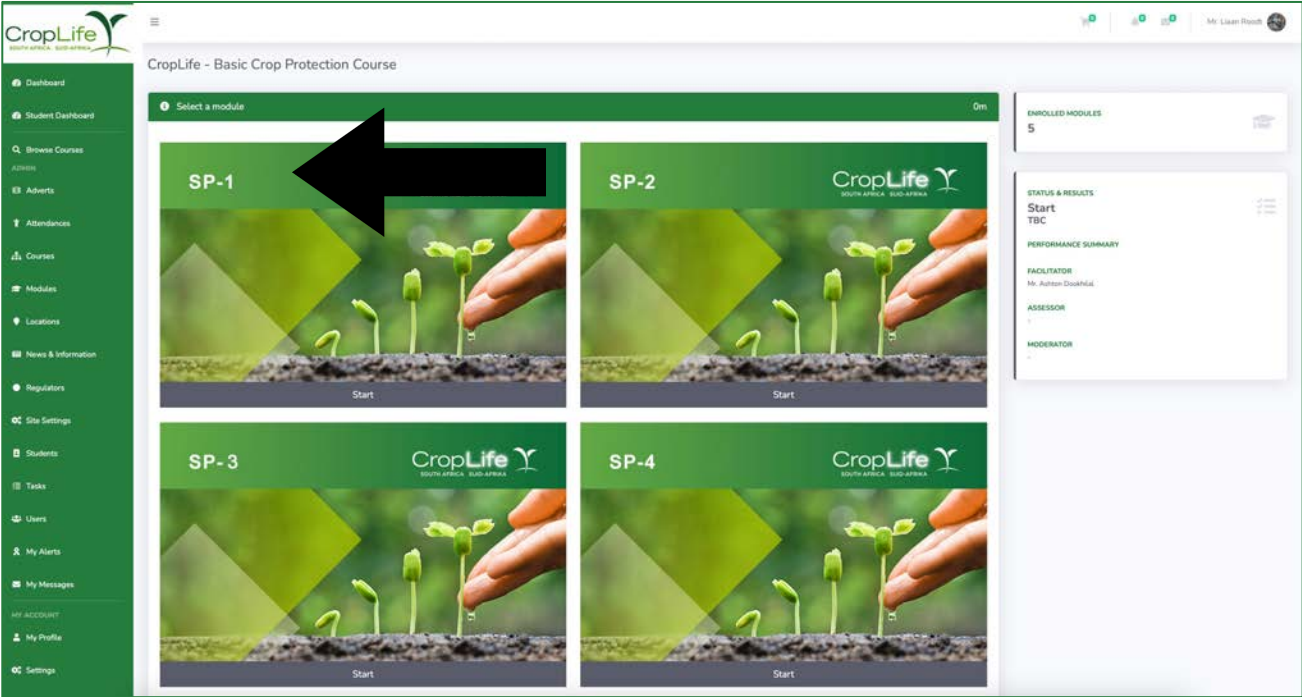
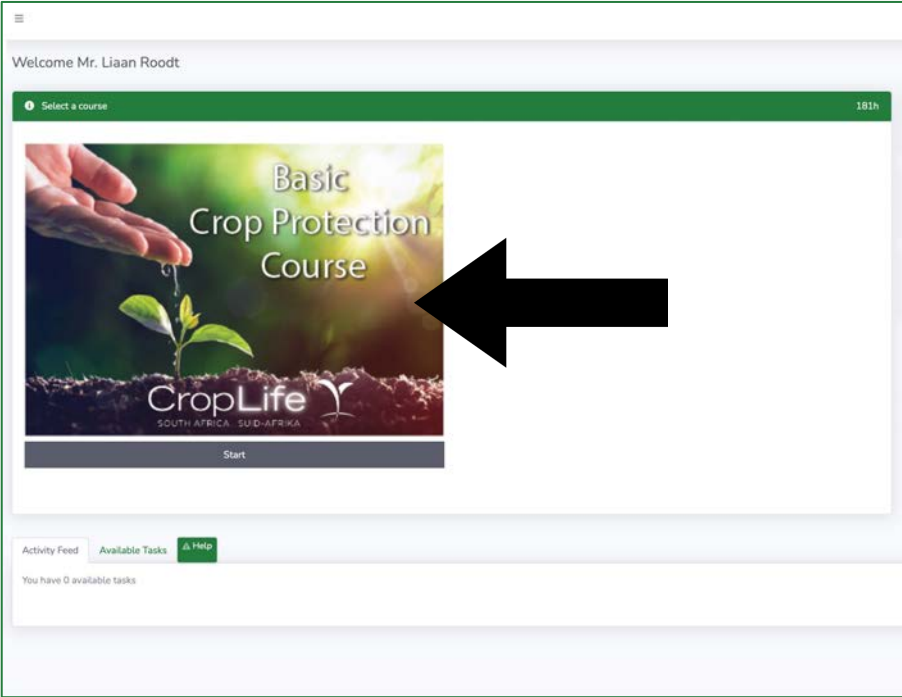
- ALTERNATIVE LOGINS**: A link that says 'Click here to login with your ID Number!'
- NEED SOME HELP**: Three links: 'Don't have an profile yet? Click here to Register', 'Forgot your password?', and 'Click here to contact us!'

The left side of the page features a background image of a library with bookshelves and an open book.



# Start Course and Module

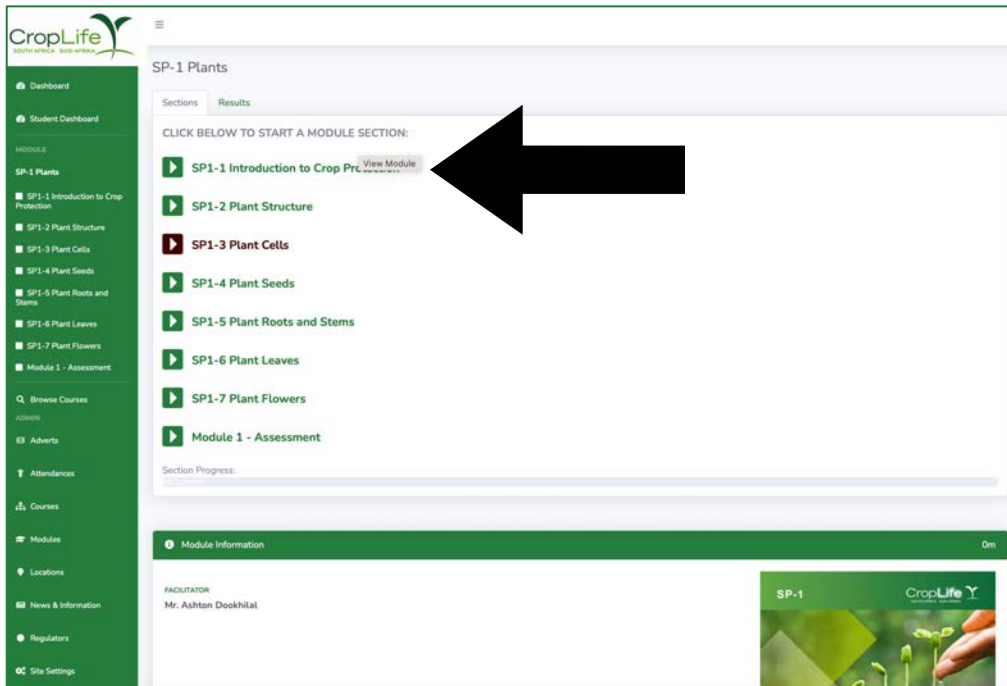
Go to your dashboard and click on the course.  
The modules are sequential so you will need to start and complete them in order.  
Click on the module to view more.



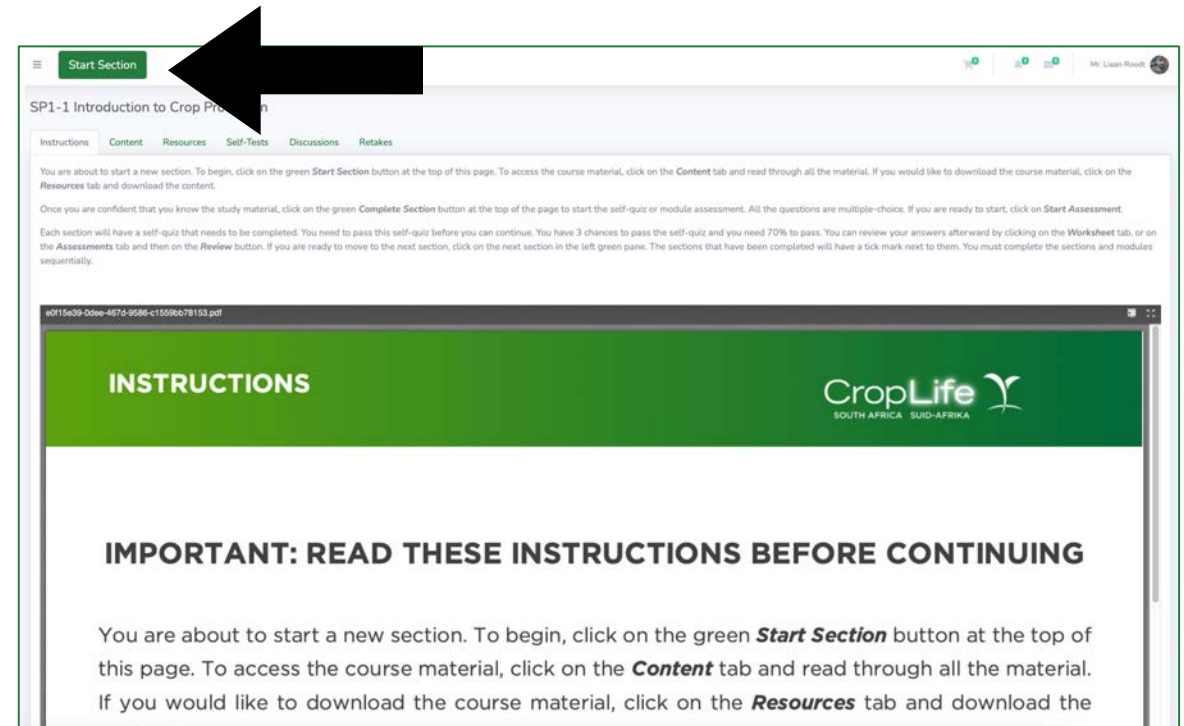
## Start Module Section

The sections within a module are sequential and will need to be completed in an order.

To begin, click on the green **Start Section** button at the top of this page. To access the course material, click on the **Content** tab and read through all the material. If you would like to download the course material, click on the **Resources** tab and download the content.



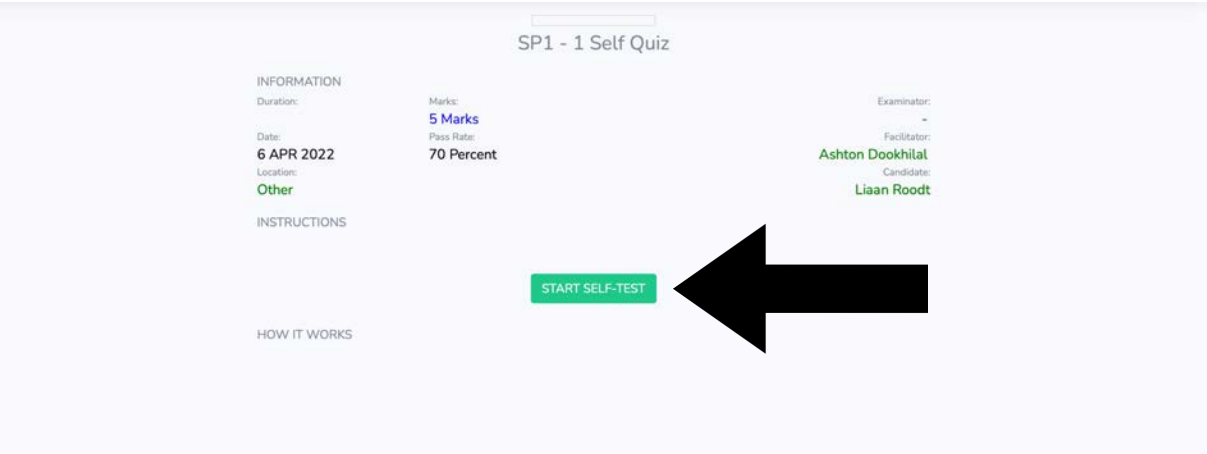
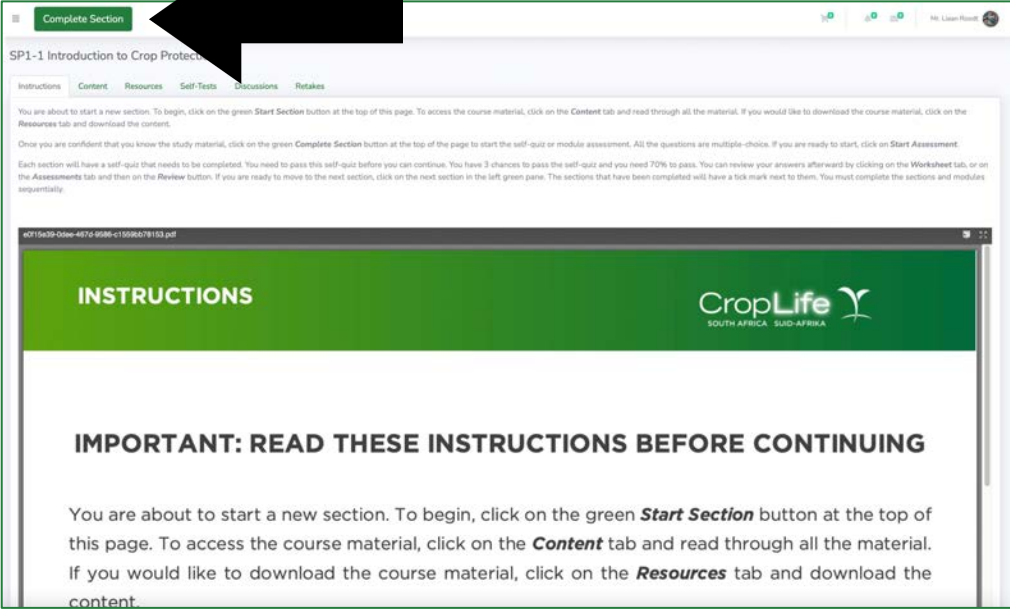
The screenshot shows the CropLife LMS interface. On the left is a green sidebar with navigation options like Dashboard, Student Dashboard, and a list of modules. The main content area is titled 'SP-1 Plants' and contains a list of sections: SP1-1 Introduction to Crop Protection, SP1-2 Plant Structure, SP1-3 Plant Cells, SP1-4 Plant Seeds, SP1-5 Plant Roots and Stems, SP1-6 Plant Leaves, SP1-7 Plant Flowers, and Module 1 - Assessment. A large black arrow points to the 'Start Section' button at the top of the page.



The screenshot shows the 'SP1-1 Introduction to Crop Protection' page. At the top, there is a green 'Start Section' button. Below it are tabs for 'Instructions', 'Content', 'Resources', 'Self-Tests', 'Discussions', and 'Retakes'. The main content area features a green header with 'INSTRUCTIONS' and the CropLife logo. Below this, a large heading reads 'IMPORTANT: READ THESE INSTRUCTIONS BEFORE CONTINUING'. The text below explains the process of starting a new section, accessing course material, and downloading content. A large black arrow points to the 'Start Section' button.

# Complete Module Section

Each section will have a self-quiz that needs to be completed. You need to pass this self-quiz before you can continue. You have 3 chances to pass the self-quiz and you need 70% to pass.

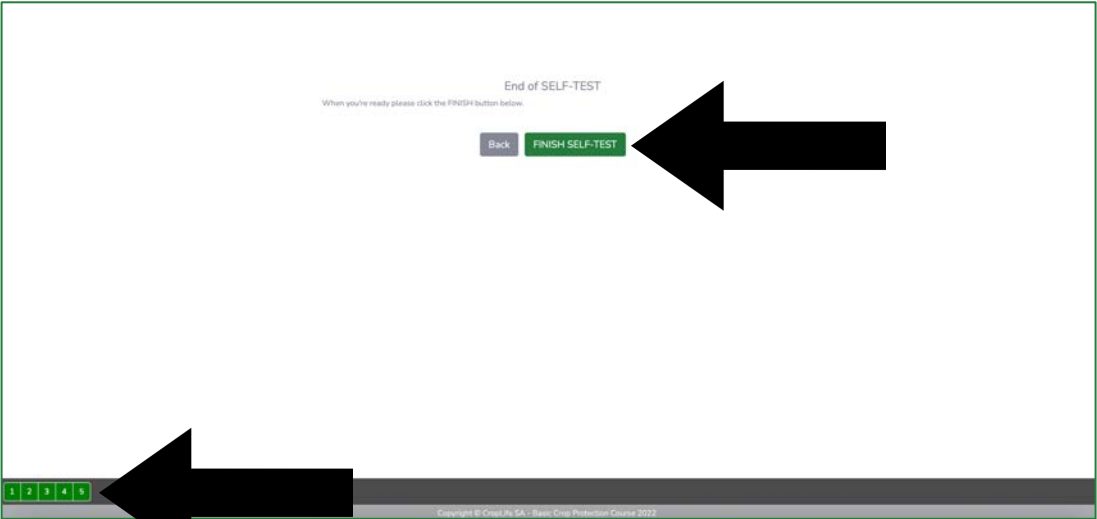
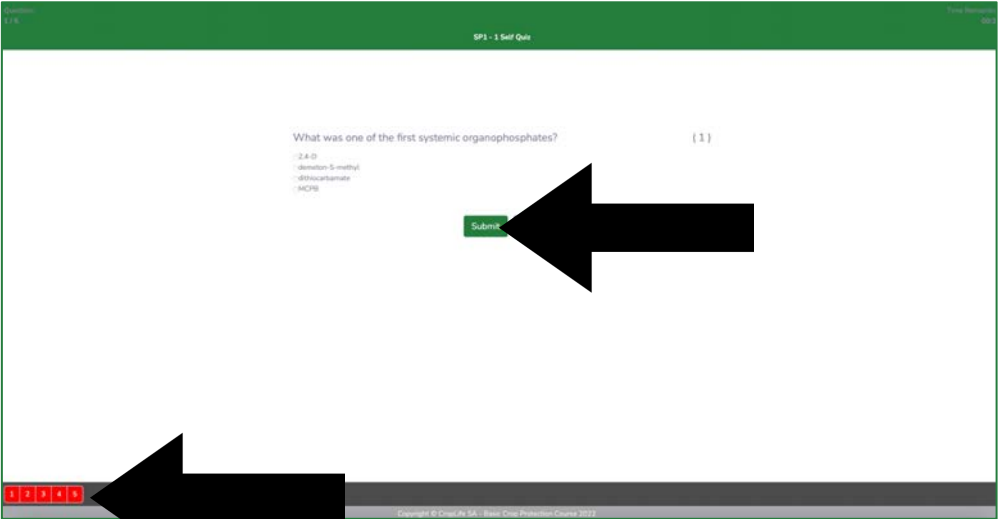


# Complete Self Quiz

You will be redirected to the self quiz. Each question is multiple choice, and you will need to select an option and then click submit to submit the answer. If you click on skip or next, your answer will not be submitted for marking.

The red numbers will turn green to indicate that your answer is submitted.

Once all the questions are answered, you may click on the finish button to view your result.



# View Self Quiz Result

The screenshot shows a detailed view of a self-quiz result. At the top left, it says 'SP1 - 1 Self Quiz' and 'Self-Test Worksheet #: 1006'. Below this, there are tabs for 'Task' and 'Worksheet'. The main content area is divided into three columns. The left column features a student profile picture of Mr. Liaan Roodt. The middle column lists quiz details: Module (SP-1 Plants), Status (Pass), Started Date (Wednesday, April 6, 2022), and Completed Date (Wednesday, April 6, 2022). The right column shows Location (Other), Results (100%), Facilitator (Mr. Ashraf Dookhilal), Moderator, and Assessor. A red 'Back To Section' button is located at the bottom left.

You can review your answers afterward by clicking on the **Worksheet** tab, or on the **Assessments** tab and then on the **Review** button. If you are ready to move to the next section, click on the next section in the left green pane. The sections that have been completed will have a tick mark next to them. You must complete the sections and modules sequentially.

The screenshot shows a course overview page for 'SP1-1 Introduction to Crop Protection OVERVIEW'. The top left features the 'CropLife SOUTH AFRICA, SWAZILAND' logo. The top right shows the user's name 'Mr. Liaan Roodt'. Below the course title, there are tabs for 'Discussions', 'Self-Tests', 'Content', and 'Retakes'. A table below lists the self-tests:

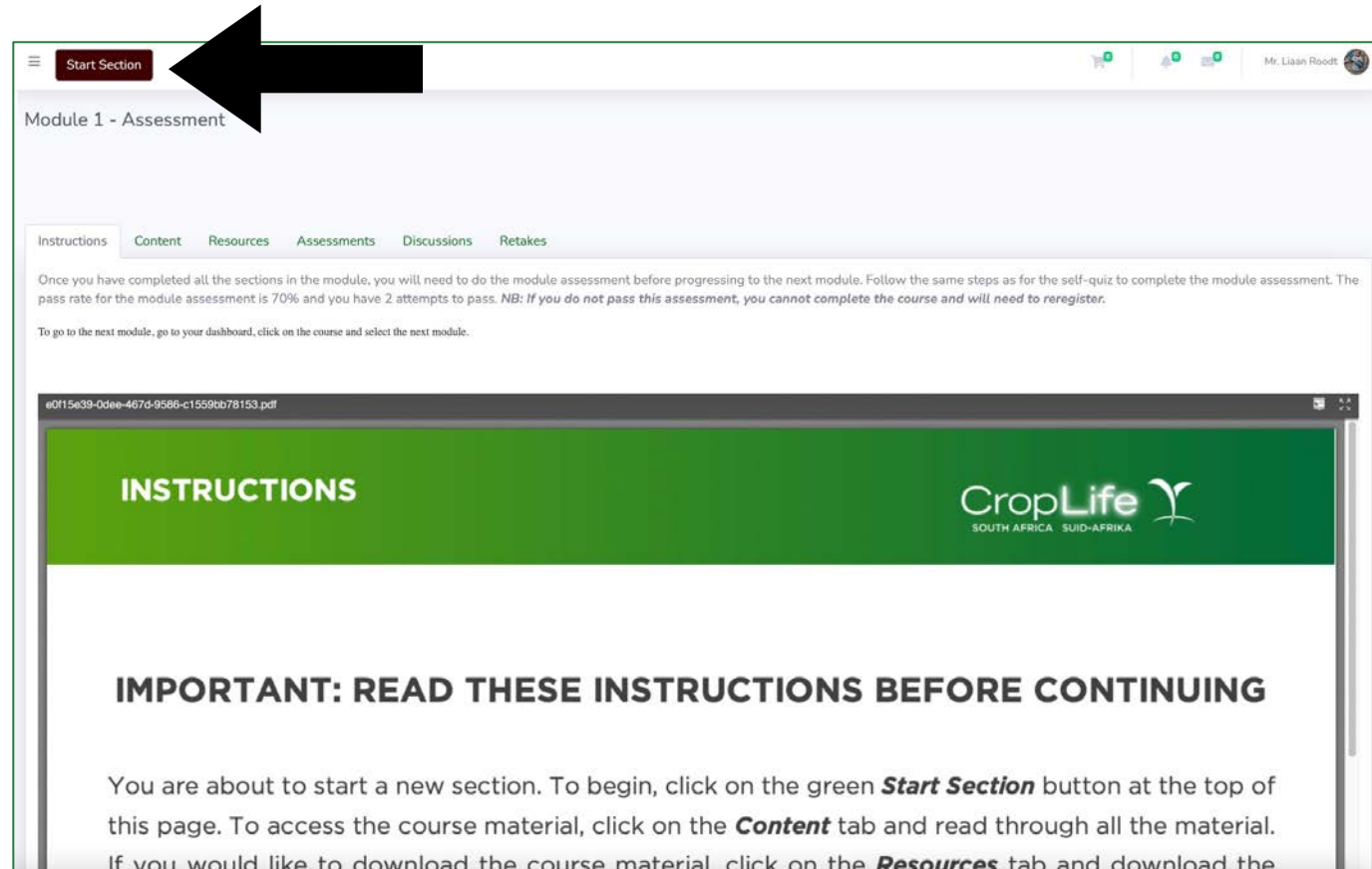
Self-Tests	Status	Results
SP1 - 1 Self Quiz	Completed	Pass

A green 'Review' button is located to the right of the 'Pass' result. On the left side, there is a green sidebar menu with a 'MODULE' section containing a list of sections: 'SP-1 Plants', 'SP1 - 1 Introduction to Crop Protection', 'SP1 - 2 Plant Structure', 'SP1 - 3 Plant Cells', 'SP1 - 4 Plant Seeds', 'SP1 - 5 Plant Roots and Stems', 'SP1 - 6 Plant Leaves', 'SP1 - 7 Plant Flowers', and 'Module 1 - Assessment'. A red arrow points to the 'SP1 - 1 Introduction to Crop Protection' section in the sidebar.

## Complete Module Assessment

Once you have completed all the sections in the module, you will need to do the module assessment before progressing to the next module. Follow the same steps as for the self-quiz to complete the module assessment. The pass rate for the module assessment is 70% and you have 2 attempts to pass. **NB: If you do not pass this assessment, you cannot complete the course and will need to reregister.**

To go to the next module, go to your dashboard, click on the course and select the next module.



The screenshot shows a web interface for a course assessment. At the top left, there is a red button labeled "Start Section" with a black arrow pointing to it. The page title is "Module 1 - Assessment". Below the title is a navigation menu with tabs for "Instructions", "Content", "Resources", "Assessments", "Discussions", and "Retakes". The "Instructions" tab is selected. The main content area contains the following text:

Once you have completed all the sections in the module, you will need to do the module assessment before progressing to the next module. Follow the same steps as for the self-quiz to complete the module assessment. The pass rate for the module assessment is 70% and you have 2 attempts to pass. **NB: If you do not pass this assessment, you cannot complete the course and will need to reregister.**

To go to the next module, go to your dashboard, click on the course and select the next module.

Below the text is a PDF viewer window showing a document titled "a0f15e39-0dee-467d-9586-c1559bb78153.pdf". The PDF content includes a green header with the word "INSTRUCTIONS" and the "CropLife" logo (SOUTH AFRICA SUID-AFRIKA). The main text in the PDF reads:

**IMPORTANT: READ THESE INSTRUCTIONS BEFORE CONTINUING**

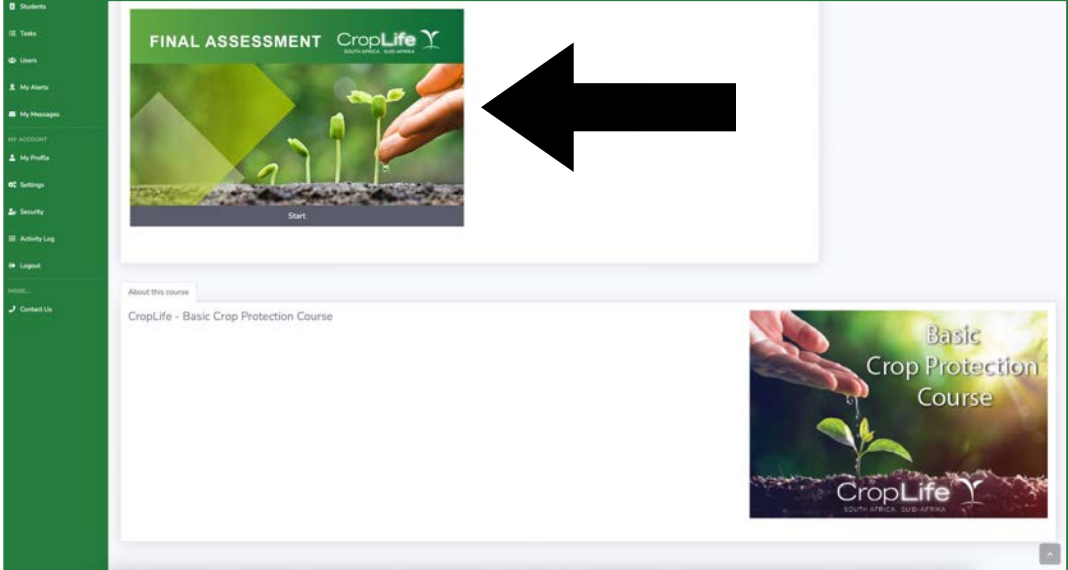
You are about to start a new section. To begin, click on the green **Start Section** button at the top of this page. To access the course material, click on the **Content** tab and read through all the material. If you would like to download the course material, click on the **Resources** tab and download the



# Final Assessment

Once you have completed the modules and sections, the modules will be greyed out to indicate it is completed. You will be able to access and complete the final assessment.

Click on the final assessment.





# Final Assessment

Click on the Final Assessment option.

SP-5 - Final Assessment


Sections Results

CLICK BELOW TO START A MODULE SECTION:


 **Final Assessment** 

Section Progress:  
0% Complete

---

 Module Information 0m

**FACILITATOR**  
Mr. Ashton Dookhilal

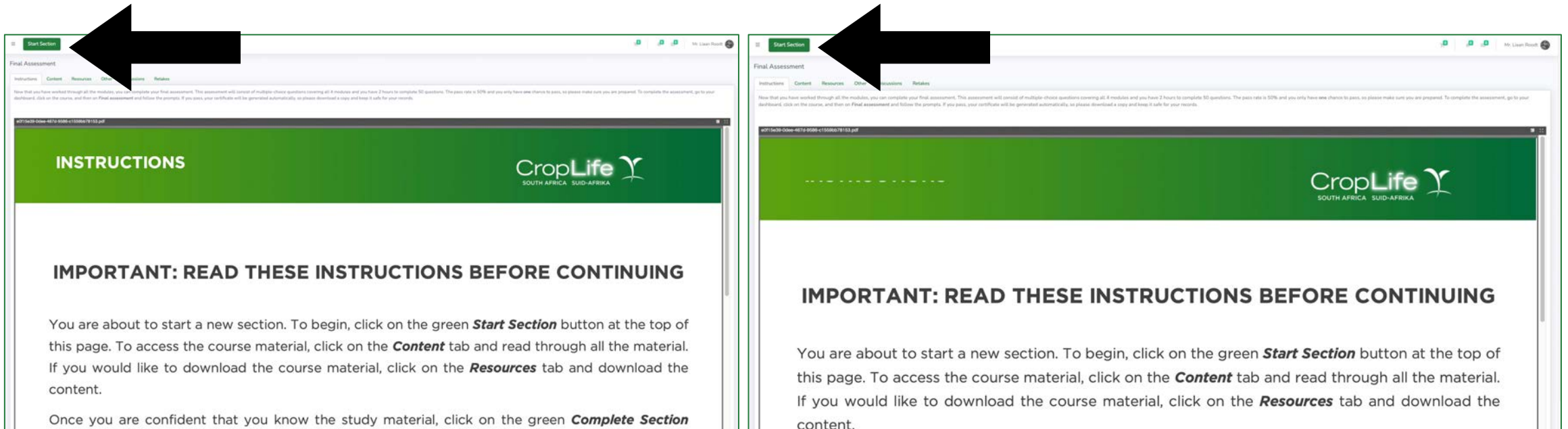


## Final Assessment

Now that you have worked through all the modules, you can complete your final assessment. This assessment will consist of multiple-choice questions covering all 4 modules and you have 2 hours to complete 50 questions. The pass rate is 50% and you only have **one** chance to pass, so please make sure you are prepared. To complete the assessment, go to your dashboard, click on the course, and then on **Final assessment** and follow the prompts. If you pass, your certificate will be generated automatically, so please download a copy and keep it safe for your records.

- Please ensure your details on your profile are correct – it will be used on your certificate.

Start and complete the section by clicking on the start and complete button.



The image displays two side-by-side screenshots of a web interface for a 'Final Assessment'. Each screenshot shows a green header with the 'CropLife SOUTH AFRICA SUID-AFRIKA' logo. Below the header, there is a white main area with the following text:

**IMPORTANT: READ THESE INSTRUCTIONS BEFORE CONTINUING**

You are about to start a new section. To begin, click on the green **Start Section** button at the top of this page. To access the course material, click on the **Content** tab and read through all the material. If you would like to download the course material, click on the **Resources** tab and download the content.

Once you are confident that you know the study material, click on the green **Complete Section** button.

A large black arrow points to the 'Start Section' button in the top left corner of each screenshot.

# Final Assessment

Click on start button to start the final assessment.

## Final Assessment

**INFORMATION**

Duration:	Marks:	Examinator:
Date:	<b>50 Marks</b>	-
<b>6 APR 2022</b>	Pass Rate:	Facilitator:
Location:	<b>50 Percent</b>	<b>Ashton Dookhilal</b>
<b>Other</b>		Candidate:
		<b>Liaan Roodt</b>

**INSTRUCTIONS**


**START EXAM** ←

**HOW IT WORKS**

# Final Assessment

Go through the process of answering the multiple-choice questions.

Please note, This assessment will consist of multiple-choice questions covering all 4 modules and you have 2 hours to complete 50 questions. The pass rate is 50% and you only have **one** chance to pass, so please make sure you are prepared. To complete the assessment, go to your dashboard, click on the course, and then on **Final assessment** and follow the prompts. If you pass, your certificate will be generated automatically, so please download a copy and keep it safe for your records.



Your timer will be displayed here

The fact that the physiology of the monocots and dicots differs has enabled the development of \_\_\_\_\_ herbicides? (1)

- Contact
- Effective
- Foliar
- Selective

Submit Skip



# Download your certificate

Once you have passed, you may access the course on your student dashboard, and you will have an option to download your certificate.

CropLife - Basic Crop Protection Course OVERVIEW

Course Certification Completed: Congratulations!  
You can now [download your certificate](#)

Select a module 38m

**SP-1** CropLife SOUTH AFRICA SUID-AFRIKA  
Completed

**SP-2** CropLife SOUTH AFRICA SUID-AFRIKA  
Completed

**SP-3** CropLife SOUTH AFRICA SUID-AFRIKA

**SP-4** CropLife SOUTH AFRICA SUID-AFRIKA

**ENROLLED MODULES**  
5

**STATUS & RESULTS**  
Completed  
Competent

**PERFORMANCE SUMMARY**

**FACILITATOR**  
Mr. Ashton Dookhilat

**ASSESSOR**  
-

**MODERATOR**  
-